


EMBEDDED ANCHOR

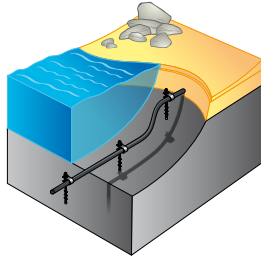
Specific anchoring



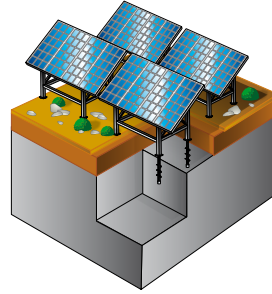
HOLLOW THREADED SHAFT

Fastened with bow shackle-type welded eyelet and plate.

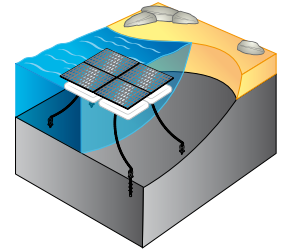
Different uses



Securing an outfall



Securing solar panels



Securing floating solar panels



Finish: raw, stainless steel or hot-dip galvanised based on EN ISO 1461 standard

